






Level B1

 The Cancer Center connects to University Hospital on Levels 2 and B1 only.





- Public Pathway
- Information/Registration
- Elevators
- Food Service
- Restroom
- Parking

